

FX PHANTOM

System Manual



Risk warning

Before you begin trading on Real account please carefully consider your investment goals, risk and experience you have. It should be noted that Forex is a leverage based market. It should be remembered that leverage can work both in your advantage and disadvantage as well. Therefore there is high risk of losing a part or all of your financial input placed on your account and because of that you should remember to trade with the amount of money which you can lose without taking any influential financial damage.

Disclaimer

Signals generated by the system are not investment recommendations. All materials included on the website, as well as all system components (indicators, instruction manual) are for educational purposes only. Creators of the system will not take any responsibility for any profit or loss/damage caused by using the system.

Copyright © 2023 www.fxphantom.net All rights reserved.

Unless otherwise indicated, all materials on these pages are copyrighted. All rights reserved. No part of these pages, either text or image may be used for any purpose other than personal use. Therefore, reproduction, modification, in any form or by any means, electronic, or otherwise, for reasons other than personal use, is strictly prohibited without prior written permission.



**For Free Forex EA, Indicators and more Visit
ForeXCracked.com**

Join Our Telegram Group Chat To Discuss Further About These.

>>>> <https://t.me/fxcracked>

Free trading system, Reviews of Brokers, EA and more.

>>>> <https://www.fxcracked.com>

Our forum

>>>> <https://www.JustForForex.com>

Our Discord Channel

>>>> <https://discord.gg/43P5CRk>

Reliable and Trusted FOREX VPS

>>>> <https://fxvm.net/>

Our Trusted Broker List

>>>> <http://bit.ly/Trusted-Brokers>

	Min Deposit of 5\$ Allow Cent Account Levergae up to 1:888	Register
	Min Deposit of 20\$ Allow USA Traders Levergae up to 1:500	Register

Trusted Forex Signals

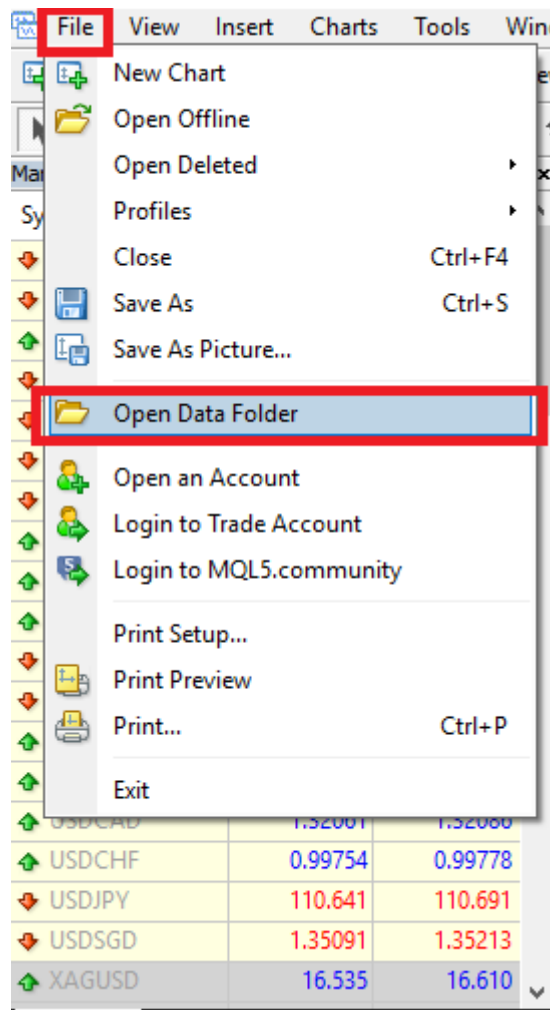
	 trade_with_sam Earn While Learn ★★★★★ 5.0 (41 reviews)	FOREX SIGNALS 600 to 800 Pips Weekly 90% Accurate
--	---	--

Free 30\$ No Deposit Forex Bonus

Get your \$30 Trading Bonus*	 
<small>*T&Cs apply. Forex and CFD trading is high risk and can result in the loss of all your invested capital.</small>	Open an Account

1. Installation proces.

- Open your MT4
- Click 'File/Open Data Folder' from the top tab.



- Copy templates files to the 'Templates' folder.

config	15.06.2018 14:09
history	08.05.2018 16:03
logs	16.06.2018 09:40
MQL4	08.05.2018 16:01
profiles	13.06.2018 10:20
templates	15.06.2018 22:52
tester	13.06.2018 10:44
origin	08.05.2018 16:01

- Copy indicators and expert files to the 'MQL4>Indicators and MQL4>Experts ' folder.

Experts	08.05.2018 16:02
Files	08.05.2018 16:01
Images	08.05.2018 16:01
Include	08.05.2018 16:01
Indicators	15.06.2018 22:29
Libraries	08.05.2018 16:02
Logs	16.06.2018 09:40
Presets	08.05.2018 16:01
Projects	08.05.2018 16:01
Scripts	08.05.2018 16:02

- Restart your MT4

Trading Modes

System provides three different trading styles (templates) depending on your expectations, risk appetite and experience in trading.

FX PHANTOM SC

It's characterized by the fastest signals as well as the largest potential profit with increased risk. If you are familiar with scalping and catching the quick market movements, you should choose this trading mode.

Scalping mode is recommended for advanced traders.

FX PHANTOM DT

Is the most universal mode, providing the most balanced signals.

It provides stable signals with limited risk.

This mode is recommended for beginners as well as experienced traders.

FX PHANTOM SW

Provides the most secure signals, with less profit potential at the same time. Pick this mode if you want to spend the minimum amount of time in front of the computer.

This mode is recommended for every type of trader.

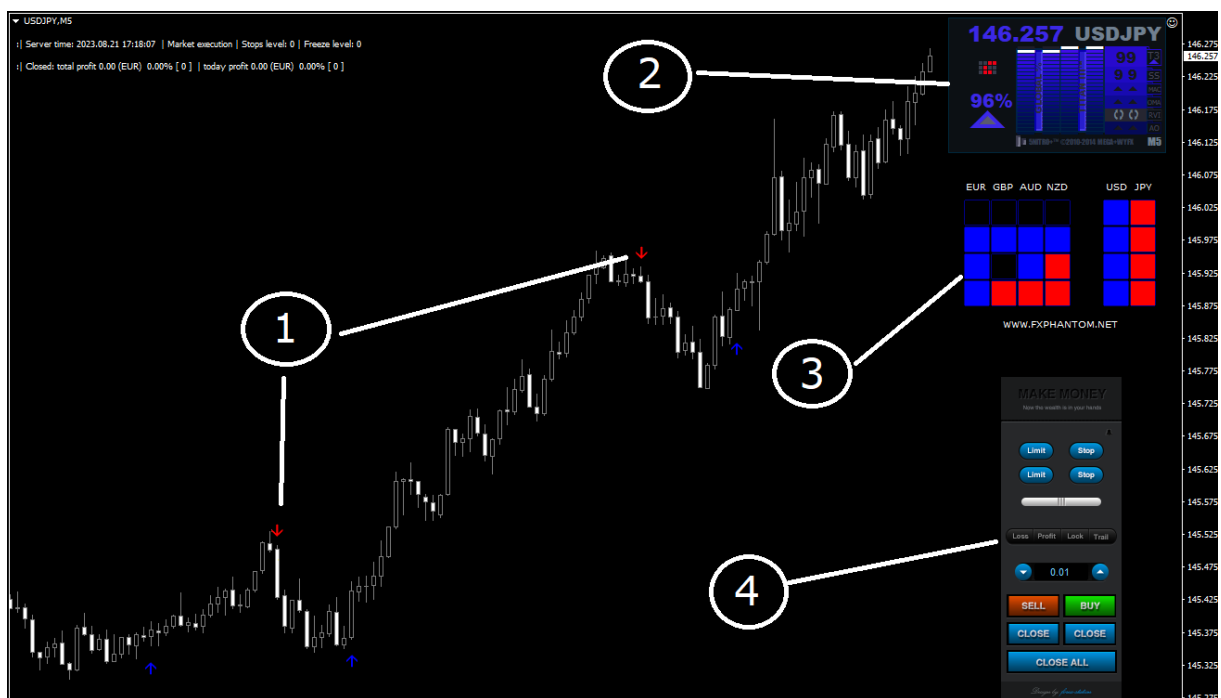
- System is ready for trading



System overview

System contains 3x indicators and 1x expert advisor.

1. Entry/Exit Indicator.
2. Entry Filter.
3. Basket Dashboard.
4. Trading assistant.



HOW DOES IT WORK.

Entry Examples

SELL TRADE

Wait for a red arrow on the chart. When it will appear (1) check if it's in line with the market trend (2). If both agree it's a valid sell signal.

You can also use additional confirmation by basket dashboard (3).

Example: You are trying to SELL AUD/USD pair. Check if the other AUD pairs are also in down trend (red color).



HOW DOES IT WORK.

Entry Examples.

BUY TRADE

Wait for a blue arrow on the chart. When it will appear (1) check if it's in line with the market trend (2). If both agree it's a valid buy signal.

Additional confirmation by basket dashboard (3).
(it's not necessary, but such trade is more safe and it's got more profit potential)

Example: You are trying to BUY USD/JPY pair. Check if the other USD pairs are also in up trend (blue color).





For Free Forex EA, Indicators and more Visit
ForeXCracked.com

Join Our Telegram Group Chat To Discuss Further About These.

>>>> <https://t.me/fxcracked>

Free trading system, Reviews of Brokers, EA and more.

>>>> <https://www.fxcracked.com>

Our forum

>>>> <https://www.JustForForex.com>

Our Discord Channel

>>>> <https://discord.gg/43P5CRk>

Reliable and Trusted FOREX VPS

>>>> <https://fxvm.net/>

Our Trusted Broker List



>>>> <http://bit.ly/Trusted-Brokers>

	Min Deposit of 5\$ Allow Cent Account Levergae up to 1:888	Register
	Min Deposit of 20\$ Allow USA Traders Levergae up to 1:500	Register

Trusted Forex Signals

	 trade_with_sam Earn While Learn ★★★★★ 5.0 (41 reviews)	FOREX SIGNALS 600 to 800 Pips Weekly 90% Accurate
--	---	--

Free 30\$ No Deposit Forex Bonus

Get your \$30 Trading Bonus*	 
<small>*T&Cs apply. Forex and CFD trading is high risk and can result in the loss of all your invested capital.</small>	Open an Account

HOW DOES IT WORK.

Exit rules.

Default: Wait for an opposite signal.

Other exit techniques:

- Use Risk to Reward ratios
- Support and Resistance levels
- Round Numbers

If you need any assistance let us know!

support@fxphantom.net